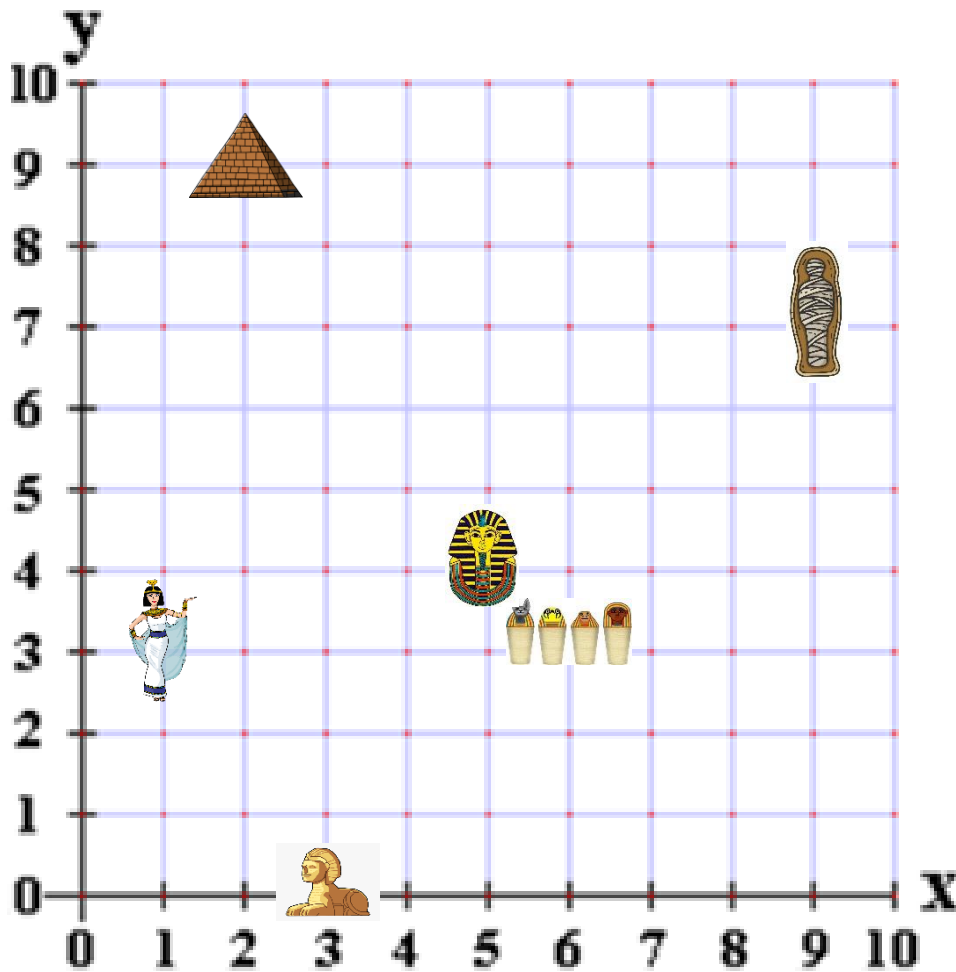








# Egyptian Coordinates



Print or copy this grid into your book. To plot and read coordinates, we always start with the X axis and then follow with the Y axis. Always remember - "Along the corridor and up the stairs!" Write down the coordinates for the following objects.



<u>Object/Symbol</u>	<u>Coordinate</u>
Pyramid 	(2,9)
Canopic Jars 	
Sphinx 	

<u>Object/Symbol</u>	<u>Coordinate</u>
Death Mask 	
Mummy 	
Cleopatra VII 	

Now, plot these symbols onto the grid using their coordinates.

<u>Object/Symbol</u>	<u>Coordinate</u>	<u>Object/Symbol</u>	<u>Coordinate</u>
River 	ORIGIN	Tutankhamun 	(8,0)
Hieroglyphics 	(0,8)	Desert 	(5,7)